



Photo: SL 408 Outdoor High Lifter

© Smart Lift A/S 2018

SL 408 OUTDOOR

LIFTS UP TO 380 KG / 837 LBS.

The SL 408 Outdoor is built for outdoor glazing projects and working in rugged terrain. This glass robot has all features necessary for the majority of installations and a size that makes it easy to transport in the back of a van or on a trailer.

The lift has enough engine power to carry and install large sheets of glass with precision - even when handling the maximum load. The wide tires improves stability and prevents the lift from getting bogged down. The tires are foam-filled and puncture proof.

The SL 408 Outdoor has the same fundamental features as the rest of the Outdoor-line with a powerful 1200W engine and an electronic braking system. The dual vacuum circuit ensures safe handling during installation.



Available in all colors



EXTENSION OF ARM

60CM / 24 IN.



LIFTING HEIGHT

2.8 M / 9 FT. 2 IN.



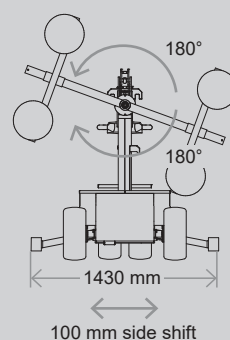
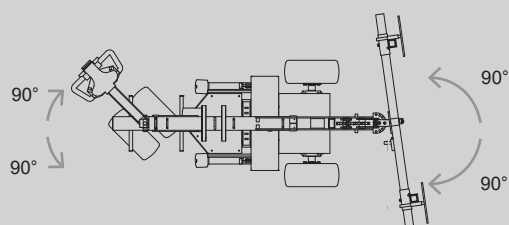
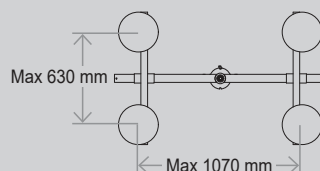
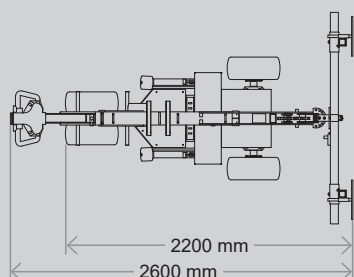
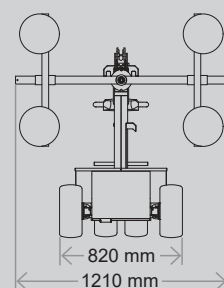
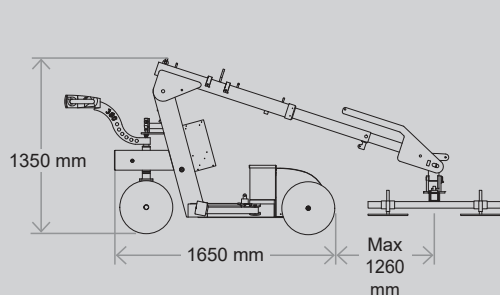
Built for outdoor glazing projects



Smart Lift®

www.smartlift.com

BASIC DATA



TECHNICAL SPECIFICATIONS

Lifting cap. arm in/out	380/200 kg - 837/440 lbs
Lifting height	2,800 mm / 110 in.
Extension of arm	600 mm / 24 in.
Tip from horizontal	45° back / 105° fwd.
Side shift	100 mm / 4 in
Charging voltage	230 V / 110V
Charging time	Appr. 8 hrs
Battery	2 x 105 Ah
Running period	Up to 10 hrs.
Front wheel drive	1200 W AC
Suction pads	4 x Ø 300mm / 4 x Ø12 in.
Curb weight	630 kg / 1,390 lbs.
Class	IP 65

LIFTING CAPACITY

